

Signify Classified - Internal
Cooper Lighting Solutions Photometric Lab
1121 Highway 74 South
Peachtree City, GA 30269



Scaled data based on original data using
LM-79-08 Approved Method: Electrical and Photometric Measurements of Solid-
State Lighting Products

Test Report Prepared for
Cooper Lighting Solutions
(formerly Eaton)

Brand: STREETWORKS

Report Number: P868159

Luminaire Tested: **MEM2-HSN-SA-100-750-U-T4W-HSS**

Issue Date: 08/21/2024



Test Information

Test Method: LM-79-08
Report Number: P868159
Test Lab: INNOVATION CENTER(G3)
Issue Date: 08/21/2024
Manufacturer: COOPER LIGHTING SOLUTIONS (FORMERLY EATON)
Product Line: STREETWORKS
Catalog Number: MEM2-HSN-SA-100-750-U-T4W-HSS
Description: EPIC MODERN SHORT HOUSING DISCRETE LED ARRAYS 100W 70CRI 5000K
FIXTURE w/ TYPE IV WIDE DISTRIBUTION OPTIC AND HOUSE SIDE SHIELD
Light Source: (20) 5000K CCT, 70 CRI LEDS
Ballast/Driver: ELECTRONIC DRIVER

Summary

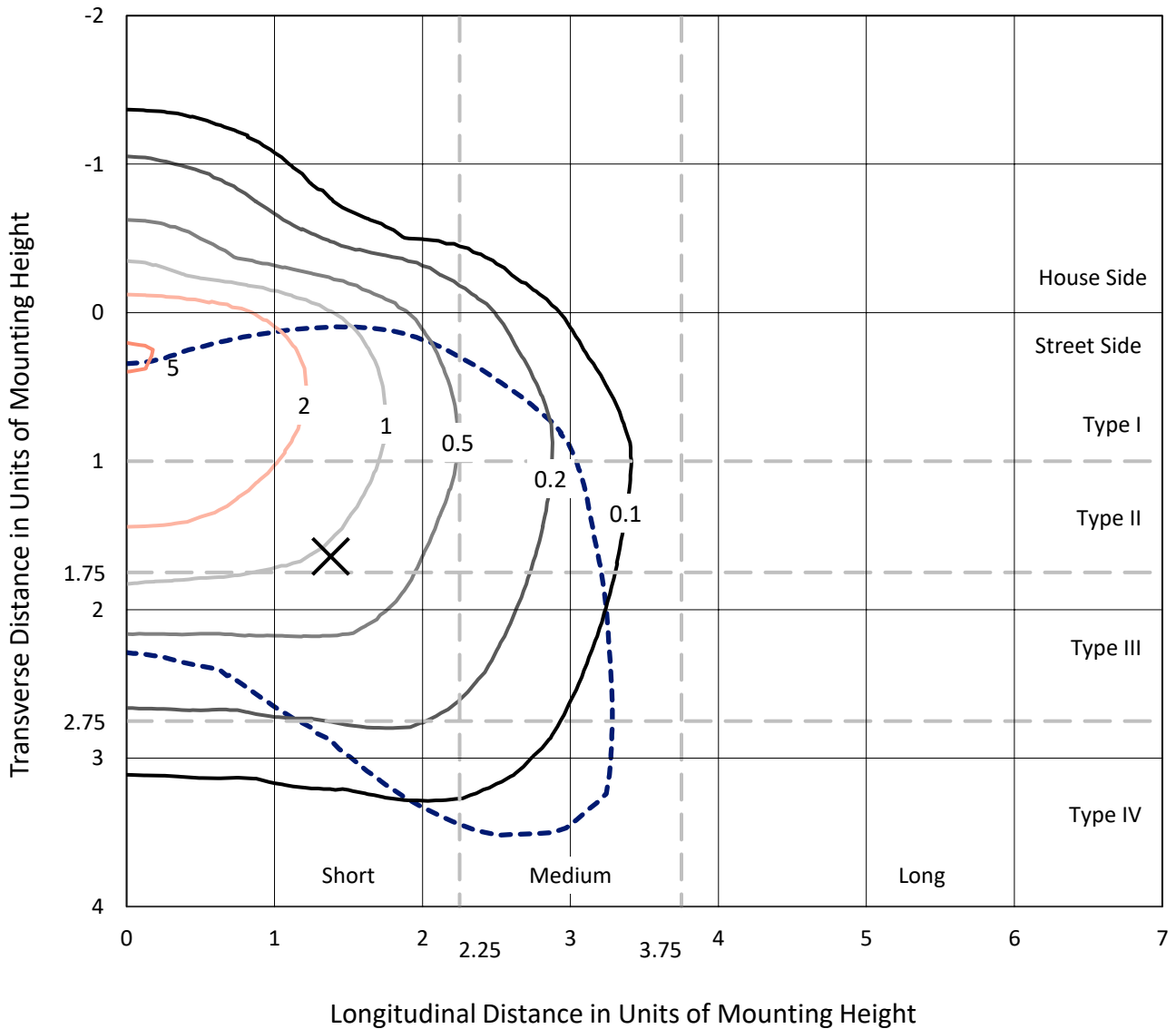
Lumens per Lamp: N/A
Luminaire Lumens: 8963.8 lumens
Efficiency: N/A
Efficacy: 99.6 lumens/watt
Luminous Opening: Rectangular (W 0.67' x L: 0.33' x H: 0')
IES Classification: Type IV - Short
BUG Rating: B1 - U0 - G2

Input Watts (W): 90
Input Voltage (V): 120
Input Current (A_{in}): NR
Voltage Rise (V): NR
Power Factor: 0.99
Total Harmonic Distortion (THDi): 6.20%
Frequency (hertz): 60
Stabilization Time: NR
Operation Time: NR
Ambient Temperature (°C): NR
Test Distance: 24 FT

REPORT NUMBER: P868159
 CATALOG NUMBER: MEM2-HSN-SA-100-750-U-T4W-HSS

Iso-Footcandle Lines of Horizontal Illumination

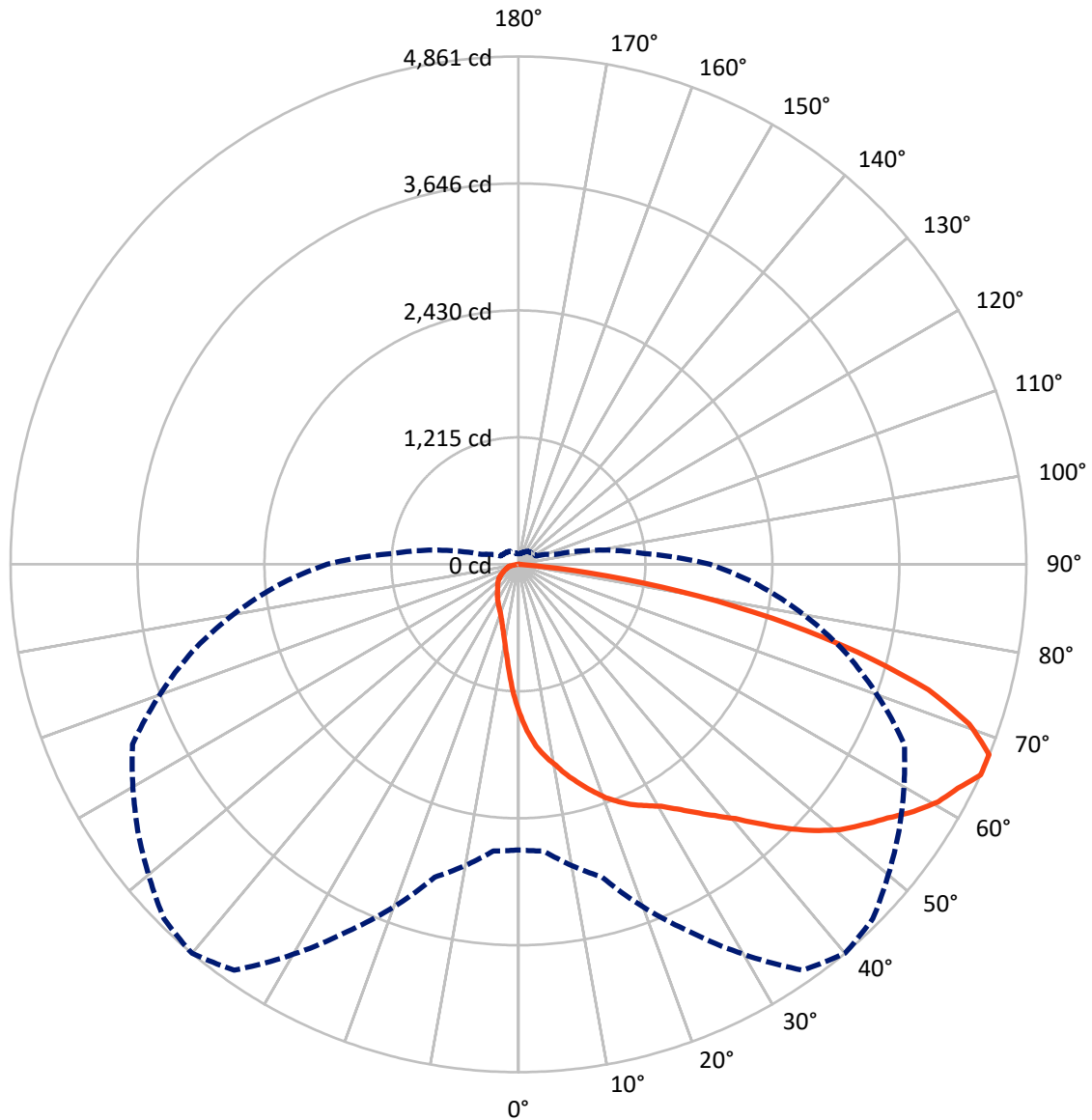
✕ Max cd
 - - - 1/2 Max cd



Based on 20 foot mounting height. Maximum calculated value = 5.2 fc
 Type IV - Short - N/A

REPORT NUMBER: P868159
CATALOG NUMBER: MEM2-HSN-SA-100-750-U-T4W-HSS

Luminous Intensity Polar Plot



— Vertical Plane Through 40-Deg Lateral - - - Horizontal Cone Through 65-Deg Vertical

REPORT NUMBER: P868159

CATALOG NUMBER: MEM2-HSN-SA-100-750-U-T4W-HSS

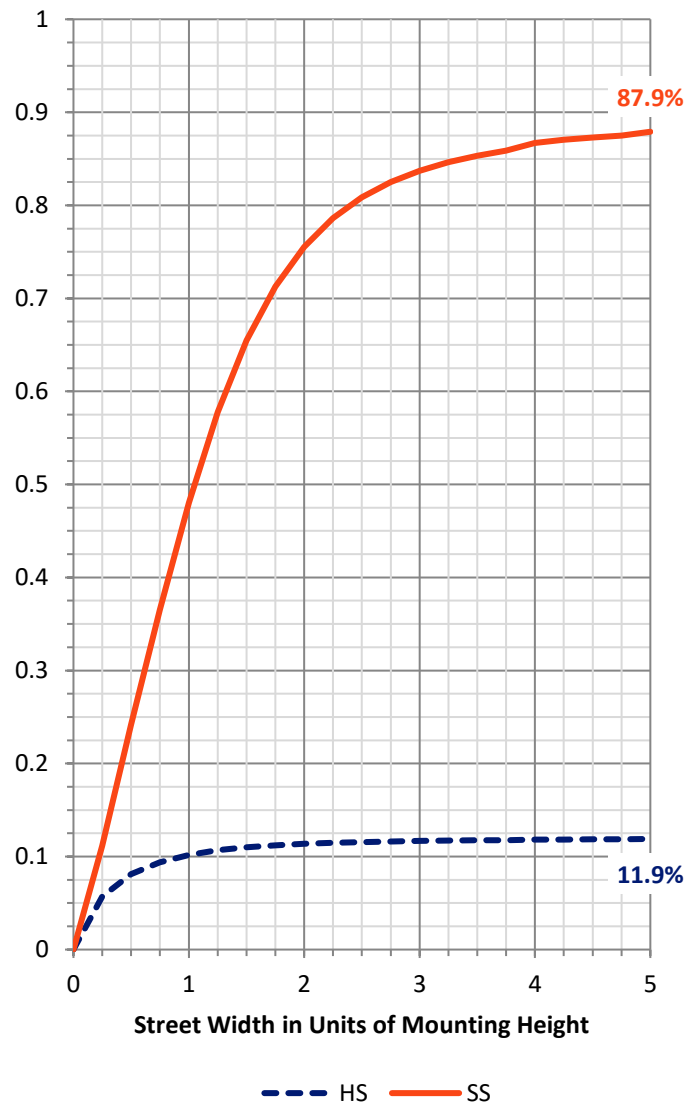
FLUX DISTRIBUTION:

		Downward	Upward	Total
House Side	Lumens	1073.2	0.0	1073.2
	% Fixture	12.0	0.0	12.0
Street Side	Lumens	7890.6	0.0	7890.6
	% Fixture	88.0	0.0	88.0
Total	Lumens	8963.8	0.0	8963.8
	% Fixture	100.0	0.0	100.0

Coefficient of Utilization

ZONAL LUMENS:

Zone	Lumens	% Fixture
0°-10°	133.4	1.5
10°-20°	401.1	4.5
20°-30°	689.9	7.7
30°-40°	1042.9	11.6
40°-50°	1524.9	17.0
50°-60°	1947.7	21.7
60°-70°	1943.8	21.7
70°-80°	1139.8	12.7
80°-90°	140.4	1.6
90°-100°	0.0	0.0
100°-110°	0.0	0.0
110°-120°	0.0	0.0
120°-130°	0.0	0.0
130°-140°	0.0	0.0
140°-150°	0.0	0.0
150°-160°	0.0	0.0
160°-170°	0.0	0.0
170°-180°	0.0	0.0
0°-90°	8963.8	100.0
0°-180°	8963.8	100.0



REPORT NUMBER: P868159

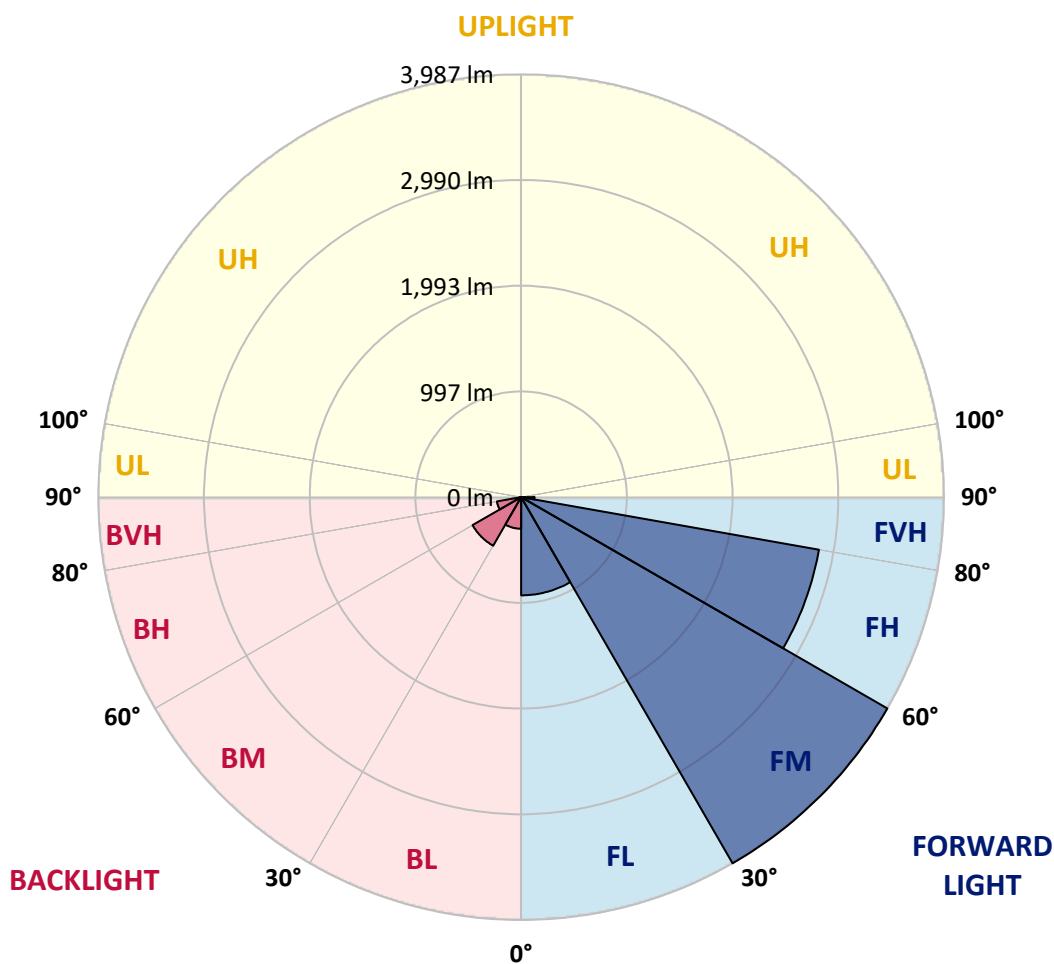
CATALOG NUMBER: MEM2-HSN-SA-100-750-U-T4W-HSS

LUMINAIRE CLASSIFICATION SYSTEM LUMEN TABLE AND BUG RATING:

Zone	Lumens	% Fixture	Zone Rating/Lumen Limit		
			B	U	G
FL (0°-30°)	925.8	10.3			
FM (30°-60°)	3986.7	44.5			
FH (60°-80°)	2851.2	31.8			G2/5000
FVH (80°-90°)	126.9	1.4			G2/225
BL (0°-30°)	298.5	3.3	B1/500		
BM (30°-60°)	528.8	5.9	B1/1000		
BH (60°-80°)	232.3	2.6	B1/500		G1/500
BVH (80°-90°)	13.5	0.2			G1/100
UL (90°-100°)	0.0	0.0		U0/0	
UH (100°-180°)	0.0	0.0		U0/0	

BUG Rating: B1-U0-G2

Type IV Short





REPORT NUMBER: P868159

CATALOG NUMBER: MEM2-HSN-SA-100-750-U-T4W-HSS

CANDELA DISTRIBUTION (FULL):

	0°	5°	15°	25°	35°	40°	45°	55°	65°	75°	85°
0°	1424.9	1424.9	1424.9	1424.9	1424.9	1424.9	1424.9	1424.9	1424.9	1424.9	1424.9
2.5°	1662.3	1654.8	1639.6	1627.0	1609.3	1594.1	1579.0	1551.2	1515.8	1485.5	1447.6
5°	1826.6	1813.9	1803.8	1788.7	1758.3	1745.7	1735.6	1677.5	1616.9	1553.7	1470.3
7.5°	1942.8	1952.9	1932.7	1909.9	1872.0	1856.9	1841.7	1783.6	1707.8	1616.9	1498.1
10°	2076.7	2079.2	2053.9	2026.1	1985.7	1955.4	1935.2	1864.5	1781.1	1680.0	1528.4
12.5°	2205.5	2205.5	2190.4	2149.9	2096.9	2069.1	2033.7	1952.9	1851.8	1733.1	1563.8
15°	2309.1	2314.1	2301.5	2271.2	2213.1	2175.2	2139.8	2046.4	1917.5	1793.7	1591.6
17.5°	2402.6	2400.0	2392.5	2364.7	2309.1	2278.8	2243.4	2139.8	1993.3	1841.7	1634.6
20°	2465.7	2465.7	2463.2	2448.0	2407.6	2384.9	2341.9	2233.3	2076.7	1912.5	1680.0
22.5°	2513.7	2511.2	2511.2	2513.7	2491.0	2468.3	2450.6	2341.9	2162.6	1973.1	1725.5
25°	2554.1	2551.6	2559.2	2564.3	2554.1	2549.1	2528.9	2445.5	2268.7	2043.8	1771.0
27.5°	2607.2	2614.8	2612.3	2612.3	2609.7	2614.8	2612.3	2541.5	2372.3	2119.6	1819.0
30°	2690.6	2703.2	2695.6	2685.5	2685.5	2688.0	2700.7	2655.2	2493.5	2213.1	1872.0
32.5°	2885.1	2872.5	2819.4	2784.0	2789.1	2791.6	2804.3	2779.0	2614.8	2319.2	1927.6
35°	3107.4	3092.3	3034.2	2953.3	2925.5	2915.4	2912.9	2897.7	2746.2	2432.9	1993.3
37.5°	3395.4	3400.5	3314.6	3198.4	3115.0	3051.8	3039.2	3006.4	2859.8	2536.5	2061.5
40°	3688.5	3668.3	3595.0	3481.3	3317.1	3200.9	3163.0	3117.5	2988.7	2645.1	2127.2
42.5°	3971.4	3933.5	3837.5	3713.7	3521.7	3395.4	3309.5	3251.4	3107.4	2763.8	2190.4
45°	4340.3	4231.7	4059.9	3948.7	3708.7	3605.1	3526.8	3398.0	3248.9	2882.6	2266.1
47.5°	4630.8	4421.1	4264.5	4216.5	3903.2	3807.2	3736.5	3557.1	3392.9	3016.5	2344.5
50°	4577.8	4448.9	4411.0	4368.1	4049.8	3991.6	3926.0	3739.0	3539.4	3157.9	2420.3
52.5°	4441.3	4456.5	4504.5	4431.2	4178.6	4138.2	4095.2	3933.5	3686.0	3274.2	2488.5
55°	4332.7	4363.0	4491.9	4469.1	4332.7	4287.2	4256.9	4125.5	3827.4	3380.3	2546.6
57.5°	4135.6	4110.4	4272.1	4534.8	4496.9	4461.5	4431.2	4327.7	3971.4	3456.1	2584.5
60°	3824.9	3731.4	3948.7	4454.0	4610.6	4615.7	4598.0	4479.2	4087.6	3456.1	2564.3
62.5°	3387.8	3299.4	3567.2	4183.7	4671.2	4719.2	4709.1	4532.3	4138.2	3380.3	2485.9
65°	2733.5	2753.7	3099.8	3878.0	4742.0	4860.7	4797.6	4446.4	4075.0	3233.7	2309.1
67.5°	2182.8	2243.4	2554.1	3481.3	4709.1	4858.2	4769.8	4203.9	3804.7	3029.1	2038.8
70°	1723.0	1763.4	2021.1	2945.7	4421.1	4577.8	4466.6	3832.5	3347.4	2713.3	1695.2
72.5°	1346.5	1384.4	1604.2	2357.1	3920.9	4102.8	3963.9	3332.3	2776.5	2301.5	1346.5
75°	1023.2	1051.0	1215.2	1816.5	3122.6	3350.0	3248.9	2667.8	2167.6	1821.5	1030.8
77.5°	659.4	697.3	881.7	1273.3	2205.5	2478.4	2491.0	1993.3	1558.8	1316.2	757.9
80°	437.1	452.2	565.9	828.6	1356.7	1568.9	1642.1	1346.5	995.4	838.8	545.7
82.5°	181.9	202.1	270.3	416.8	679.6	682.1	780.6	568.4	404.2	356.2	229.9
85°	5.1	10.1	7.6	20.2	17.7	27.8	32.8	45.5	32.8	35.4	35.4
87.5°	0.0	0.0	2.5	2.5	5.1	5.1	5.1	5.1	5.1	7.6	5.1
90°	0.0	0.0	0.0	0.0	0.0	0.0	0.0	0.0	0.0	0.0	0.0



REPORT NUMBER: P868159

CATALOG NUMBER: MEM2-HSN-SA-100-750-U-T4W-HSS

CANDELA DISTRIBUTION (continued):

	90°	95°	105°	115°	125°	135°	145°	155°	165°	175°	180°
0°	1424.9	1424.9	1424.9	1424.9	1424.9	1424.9	1424.9	1424.9	1424.9	1424.9	1424.9
2.5°	1429.9	1407.2	1361.7	1326.3	1288.4	1260.7	1235.4	1207.6	1189.9	1192.4	1174.8
5°	1429.9	1387.0	1296.0	1215.2	1141.9	1088.9	1030.8	985.3	952.4	947.4	962.5
7.5°	1437.5	1366.8	1230.3	1109.1	1008.0	924.6	864.0	818.5	795.8	780.6	778.1
10°	1445.1	1351.6	1169.7	1015.6	889.3	798.3	745.3	694.7	669.5	667.0	659.4
12.5°	1450.1	1333.9	1114.1	922.1	790.8	704.9	651.8	611.4	591.2	591.2	588.6
15°	1467.8	1328.9	1056.0	851.4	715.0	631.6	586.1	553.3	540.6	533.1	530.5
17.5°	1483.0	1318.8	1005.5	780.6	646.7	573.5	530.5	507.8	495.2	490.1	487.6
20°	1505.7	1313.7	957.5	722.5	596.2	525.5	492.6	472.4	464.9	459.8	459.8
22.5°	1528.4	1308.7	909.5	672.0	553.3	490.1	459.8	442.1	434.5	432.0	429.5
25°	1556.2	1306.1	869.1	629.1	515.4	462.3	434.5	419.4	409.3	404.2	404.2
27.5°	1584.0	1308.7	828.6	586.1	482.5	437.1	409.3	391.6	384.0	373.9	376.4
30°	1621.9	1311.2	795.8	550.7	454.7	411.8	386.5	363.8	353.7	348.6	348.6
32.5°	1659.8	1321.3	763.0	517.9	427.0	391.6	361.3	341.1	328.4	325.9	323.4
35°	1700.2	1328.9	732.6	490.1	404.2	368.8	338.5	318.3	308.2	305.7	305.7
37.5°	1745.7	1341.5	709.9	464.9	381.5	346.1	318.3	298.1	290.5	288.0	288.0
40°	1793.7	1361.7	692.2	442.1	363.8	325.9	300.6	283.0	277.9	275.4	275.4
42.5°	1841.7	1379.4	677.1	424.4	346.1	308.2	288.0	270.3	262.7	262.7	262.7
45°	1887.2	1392.0	661.9	406.7	328.4	295.6	272.8	257.7	250.1	250.1	250.1
47.5°	1927.6	1404.7	639.2	389.1	310.7	277.9	260.2	245.1	237.5	237.5	237.5
50°	1970.6	1412.2	613.9	366.3	293.1	265.3	247.6	229.9	224.8	222.3	222.3
52.5°	2005.9	1412.2	581.1	343.6	272.8	247.6	232.4	217.3	209.7	204.6	204.6
55°	2031.2	1412.2	545.7	315.8	252.6	232.4	217.3	202.1	192.0	184.4	184.4
57.5°	2046.4	1404.7	505.3	283.0	232.4	212.2	202.1	184.4	164.2	149.1	144.0
60°	2033.7	1381.9	462.3	247.6	209.7	194.5	187.0	164.2	136.4	128.8	128.8
62.5°	1980.7	1328.9	419.4	217.3	192.0	176.8	169.3	144.0	123.8	116.2	116.2
65°	1831.6	1200.0	366.3	189.5	171.8	161.7	151.6	128.8	111.2	101.1	101.1
67.5°	1614.3	1035.8	305.7	166.7	154.1	146.5	138.9	116.2	98.5	88.4	88.4
70°	1308.7	836.2	260.2	146.5	136.4	131.4	123.8	106.1	85.9	78.3	78.3
72.5°	1028.2	656.9	217.3	131.4	126.3	116.2	111.2	93.5	78.3	70.7	70.7
75°	765.5	490.1	192.0	116.2	116.2	103.6	101.1	83.4	68.2	63.2	63.2
77.5°	563.4	363.8	166.7	101.1	101.1	90.9	85.9	73.3	63.2	58.1	58.1
80°	381.5	247.6	123.8	75.8	75.8	73.3	68.2	63.2	53.1	48.0	45.5
82.5°	161.7	103.6	60.6	37.9	35.4	27.8	22.7	17.7	17.7	15.2	15.2
85°	27.8	12.6	12.6	10.1	7.6	7.6	7.6	5.1	5.1	5.1	5.1
87.5°	5.1	5.1	5.1	5.1	5.1	5.1	2.5	2.5	2.5	2.5	2.5
90°	0.0	0.0	0.0	0.0	0.0	0.0	0.0	0.0	0.0	0.0	0.0

LM-79-2019: Approved Method: Electrical and Photometric Measurements of Solid-State Lighting Products

Report Prepared for

Cooper Lighting Solutions

Streetworks

Report Number: SP1-2407-157-6

Test Date: 08/07/2024

Luminaire Tested: MEM2-HTN-SA-40-750-U-5WQ-2

Data in this report applies to families of products including MEM2-HTN-SA-40-750-U-5WQ-2

Test Information

Test Method: LM-79-2019
 Report Number: SP1-2407-157-6
 Test Lab: COOPER LIGHTING SOLUTIONS
 Photometer: SP1 - 76IN SPHERE
 Measurement Geometry: 4π
 Issue Date: 08/20/2024
 Manufacturer: COOPER LIGHTING SOLUTIONS
 Product Line: Streetworks
 Catalog Number: **MEM2-HTN-SA-40-750-U-5WQ-2**
 Description: Epic Modern Light Square 40W 5WQ Optic and Flare Trim

Spectral Parameters

CCT (K): 5094
 CIE u': 0.2082
 CIE v': 0.4867
 Duv: 0.0032
 CIE x: 0.3430
 CIE y: 0.3564
 CIE z: 0.3006
 Peak Wavelength (nm): 451
 Dominant Wavelength (nm): 568
 Purity: 9.86439
 Rf: 73.7
 Rg: 93

CRI (Ra):	72.0		
R1:	68.6	R9:	-39.6
R2:	78.1	R10:	47.6
R3:	84.6	R11:	68.2
R4:	71.6	R12:	41.4
R5:	69.6	R13:	70.4
R6:	69.4	R14:	91.4
R7:	80.9	R15:	61.4
R8:	53.1		



Test Conditions

Stabilization Time: 20M
 Operation Time: 1H 20M
 Sphere Temperature (°C): 24.2

REPORT NUMBER: SP1-2407-157-6

Measurement and Test Equipment			
Instrument	Identification Number	Calibration Date	Calibration Due Date
Photometer	IN0058	6/18/2024	12/18/2024
Power Meter	INXT2011004	2/8/2024	2/8/2025
AC Power Source	IN0063	10/24/2023	10/24/2024
DC Power Source	IN0208	10/24/2023	10/24/2024
Sphere Thermometer	IN0085	10/24/2023	10/24/2024
Room Thermometer	IN0046	10/24/2023	10/24/2024

REPORT NUMBER: SP1-2407-157-6

CIE 1931 Chromaticity Diagram



CIE 1931 Chromaticity Diagram with 2017 ANSI 7-Step and 4-Step Quadrangles



Point lies inside the ANSI 5000K 4-step quadrangle

REPORT NUMBER: SP1-2407-157-6

Photopic Flux vs. Wavelength



Photopic Lumens: NR

λ (nm)	Power W [^] /nm	Lumens (φ/nm)	λ (nm)	Power W [^] /nm	Lumens (φ/nm)	λ (nm)	Power W [^] /nm	Lumens (φ/nm)	λ (nm)	Power W [^] /nm	Lumens (φ/nm)	λ (nm)	Power W [^] /nm	Lumens (φ/nm)
360	0	NR	490	114	NR	620	361	NR	750	9	NR	880	0	NR
365	0	NR	495	145	NR	625	326	NR	755	8	NR	885	0	NR
370	0	NR	500	197	NR	630	294	NR	760	7	NR	890	0	NR
375	0	NR	505	259	NR	635	261	NR	765	6	NR	895	0	NR
380	0	NR	510	319	NR	640	232	NR	770	5	NR	900	0	NR
385	0	NR	515	373	NR	645	204	NR	775	4	NR	905	0	NR
390	0	NR	520	414	NR	650	179	NR	780	4	NR	910	0	NR
395	1	NR	525	445	NR	655	157	NR	785	3	NR	915	0	NR
400	3	NR	530	465	NR	660	136	NR	790	3	NR	920	0	NR
405	5	NR	535	482	NR	665	118	NR	795	2	NR	925	0	NR
410	9	NR	540	493	NR	670	102	NR	800	2	NR	930	0	NR
415	18	NR	545	505	NR	675	87	NR	805	2	NR	935	0	NR
420	36	NR	550	515	NR	680	75	NR	810	2	NR	940	0	NR
425	72	NR	555	527	NR	685	65	NR	815	1	NR	945	0	NR
430	134	NR	560	540	NR	690	56	NR	820	1	NR	950	0	NR
435	242	NR	565	550	NR	695	48	NR	825	1	NR	955	0	NR
440	407	NR	570	557	NR	700	41	NR	830	1	NR	960	0	NR
445	684	NR	575	561	NR	705	35	NR	835	1	NR	965	0	NR
450	988	NR	580	559	NR	710	30	NR	840	1	NR	970	0	NR
455	828	NR	585	551	NR	715	26	NR	845	1	NR	975	0	NR
460	473	NR	590	537	NR	720	22	NR	850	1	NR	980	0	NR
465	333	NR	595	516	NR	725	19	NR	855	0	NR	985	0	NR
470	232	NR	600	491	NR	730	16	NR	860	0	NR	990	0	NR
475	146	NR	605	461	NR	735	14	NR	865	0	NR	995	0	NR
480	113	NR	610	429	NR	740	12	NR	870	0	NR	1000	0	NR
485	106	NR	615	395	NR	745	10	NR	875	0	NR			

REPORT NUMBER: SP1-2407-157-6

Scotopic Flux vs. Wavelength



Scotopic Lumens: NR

S/P: 1.81

λ (nm)	Power W [^] /nm	Lumens (φ/nm)	λ (nm)	Power W [^] /nm	Lumens (φ/nm)	λ (nm)	Power W [^] /nm	Lumens (φ/nm)	λ (nm)	Power W [^] /nm	Lumens (φ/nm)	λ (nm)	Power W [^] /nm	Lumens (φ/nm)
360	0	NR	490	114	NR	620	361	NR	750	9	NR	880	0	NR
365	0	NR	495	145	NR	625	326	NR	755	8	NR	885	0	NR
370	0	NR	500	197	NR	630	294	NR	760	7	NR	890	0	NR
375	0	NR	505	259	NR	635	261	NR	765	6	NR	895	0	NR
380	0	NR	510	319	NR	640	232	NR	770	5	NR	900	0	NR
385	0	NR	515	373	NR	645	204	NR	775	4	NR	905	0	NR
390	0	NR	520	414	NR	650	179	NR	780	4	NR	910	0	NR
395	1	NR	525	445	NR	655	157	NR	785	3	NR	915	0	NR
400	3	NR	530	465	NR	660	136	NR	790	3	NR	920	0	NR
405	5	NR	535	482	NR	665	118	NR	795	2	NR	925	0	NR
410	9	NR	540	493	NR	670	102	NR	800	2	NR	930	0	NR
415	18	NR	545	505	NR	675	87	NR	805	2	NR	935	0	NR
420	36	NR	550	515	NR	680	75	NR	810	2	NR	940	0	NR
425	72	NR	555	527	NR	685	65	NR	815	1	NR	945	0	NR
430	134	NR	560	540	NR	690	56	NR	820	1	NR	950	0	NR
435	242	NR	565	550	NR	695	48	NR	825	1	NR	955	0	NR
440	407	NR	570	557	NR	700	41	NR	830	1	NR	960	0	NR
445	684	NR	575	561	NR	705	35	NR	835	1	NR	965	0	NR
450	988	NR	580	559	NR	710	30	NR	840	1	NR	970	0	NR
455	828	NR	585	551	NR	715	26	NR	845	1	NR	975	0	NR
460	473	NR	590	537	NR	720	22	NR	850	1	NR	980	0	NR
465	333	NR	595	516	NR	725	19	NR	855	0	NR	985	0	NR
470	232	NR	600	491	NR	730	16	NR	860	0	NR	990	0	NR
475	146	NR	605	461	NR	735	14	NR	865	0	NR	995	0	NR
480	113	NR	610	429	NR	740	12	NR	870	0	NR	1000	0	NR
485	106	NR	615	395	NR	745	10	NR	875	0	NR			

REPORT NUMBER: SP1-2407-157-6

Melanopic Flux vs. Wavelength



Melanopic Lumens: NR

M/P: 3.73

λ (nm)	Power W [^] /nm	Lumens (φ/nm)	λ (nm)	Power W [^] /nm	Lumens (φ/nm)	λ (nm)	Power W [^] /nm	Lumens (φ/nm)	λ (nm)	Power W [^] /nm	Lumens (φ/nm)	λ (nm)	Power W [^] /nm	Lumens (φ/nm)
360	0	NR	490	114	NR	620	361	NR	750	9	NR	880	0	NR
365	0	NR	495	145	NR	625	326	NR	755	8	NR	885	0	NR
370	0	NR	500	197	NR	630	294	NR	760	7	NR	890	0	NR
375	0	NR	505	259	NR	635	261	NR	765	6	NR	895	0	NR
380	0	NR	510	319	NR	640	232	NR	770	5	NR	900	0	NR
385	0	NR	515	373	NR	645	204	NR	775	4	NR	905	0	NR
390	0	NR	520	414	NR	650	179	NR	780	4	NR	910	0	NR
395	1	NR	525	445	NR	655	157	NR	785	3	NR	915	0	NR
400	3	NR	530	465	NR	660	136	NR	790	3	NR	920	0	NR
405	5	NR	535	482	NR	665	118	NR	795	2	NR	925	0	NR
410	9	NR	540	493	NR	670	102	NR	800	2	NR	930	0	NR
415	18	NR	545	505	NR	675	87	NR	805	2	NR	935	0	NR
420	36	NR	550	515	NR	680	75	NR	810	2	NR	940	0	NR
425	72	NR	555	527	NR	685	65	NR	815	1	NR	945	0	NR
430	134	NR	560	540	NR	690	56	NR	820	1	NR	950	0	NR
435	242	NR	565	550	NR	695	48	NR	825	1	NR	955	0	NR
440	407	NR	570	557	NR	700	41	NR	830	1	NR	960	0	NR
445	684	NR	575	561	NR	705	35	NR	835	1	NR	965	0	NR
450	988	NR	580	559	NR	710	30	NR	840	1	NR	970	0	NR
455	828	NR	585	551	NR	715	26	NR	845	1	NR	975	0	NR
460	473	NR	590	537	NR	720	22	NR	850	1	NR	980	0	NR
465	333	NR	595	516	NR	725	19	NR	855	0	NR	985	0	NR
470	232	NR	600	491	NR	730	16	NR	860	0	NR	990	0	NR
475	146	NR	605	461	NR	735	14	NR	865	0	NR	995	0	NR
480	113	NR	610	429	NR	740	12	NR	870	0	NR	1000	0	NR
485	106	NR	615	395	NR	745	10	NR	875	0	NR			

Summary

$R_f = 73.7$
 $R_g = 93$
 $CIE R_a = 72.0$
 $R_9 = -39.6$

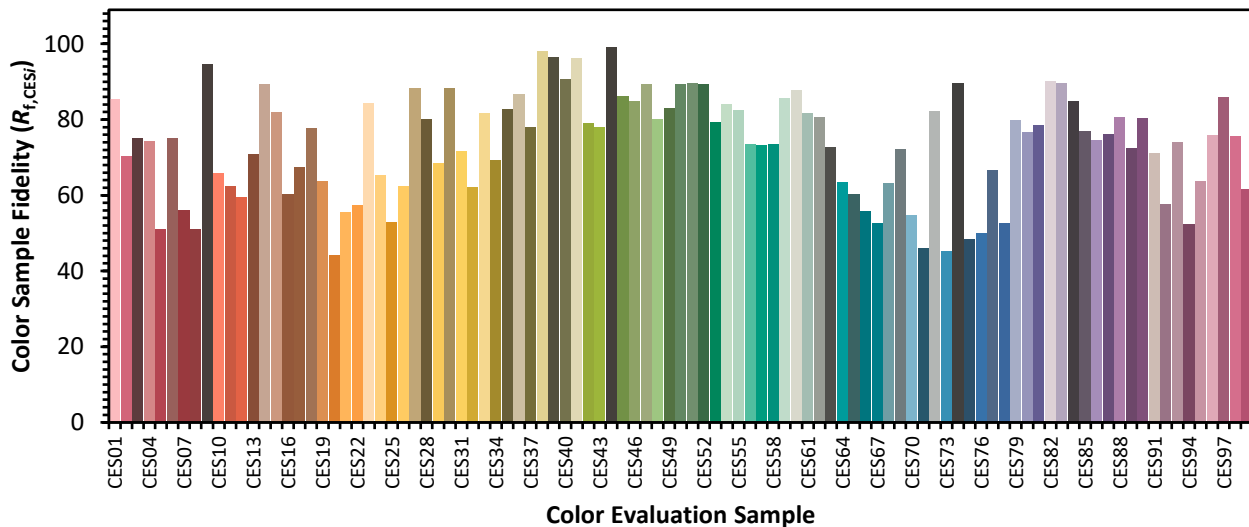


Color Vector Graphics



Individual Sample Fidelity Index ($R_{f,i}$)

CES01 = 85	CES26 = 62	CES51 = 90	CES76 = 50
CES02 = 59	CES27 = 88	CES52 = 89	CES77 = 67
CES03 = 30	CES28 = 80	CES53 = 79	CES78 = 53
CES04 = 69	CES29 = 69	CES54 = 84	CES79 = 80
CES05 = 46	CES30 = 88	CES55 = 83	CES80 = 77
CES06 = 50	CES31 = 72	CES56 = 74	CES81 = 78
CES07 = 38	CES32 = 62	CES57 = 73	CES82 = 90
CES08 = 38	CES33 = 82	CES58 = 73	CES83 = 90
CES09 = 29	CES34 = 69	CES59 = 86	CES84 = 85
CES10 = 72	CES35 = 83	CES60 = 88	CES85 = 77
CES11 = 56	CES36 = 87	CES61 = 82	CES86 = 75
CES12 = 61	CES37 = 78	CES62 = 81	CES87 = 76
CES13 = 41	CES38 = 98	CES63 = 73	CES88 = 81
CES14 = 74	CES39 = 96	CES64 = 63	CES89 = 72
CES15 = 70	CES40 = 91	CES65 = 60	CES90 = 80
CES16 = 46	CES41 = 96	CES66 = 56	CES91 = 71
CES17 = 49	CES42 = 79	CES67 = 53	CES92 = 58
CES18 = 55	CES43 = 78	CES68 = 63	CES93 = 74
CES19 = 71	CES44 = 99	CES69 = 72	CES94 = 52
CES20 = 63	CES45 = 86	CES70 = 55	CES95 = 64
CES21 = 85	CES46 = 85	CES71 = 46	CES96 = 76
CES22 = 77	CES47 = 89	CES72 = 82	CES97 = 86
CES23 = 91	CES48 = 80	CES73 = 45	CES98 = 76
CES24 = 90	CES49 = 83	CES74 = 90	CES99 = 62
CES25 = 71	CES50 = 89	CES75 = 48	



Color Rendition by Hue-Angle Bin



Measure Comparisons



(END OF REPORT)